

Design Hybrid Filter Technique for Mixed Noise Reduction from Synthetic Aperture Radar Imagery

by Ahmed H Reja

Submission date: 11-Apr-2022 04:10PM (UTC+0300)

Submission ID: 1807786933

File name: Ahmed_H._Reja_1.pdf (645.74K)

Word count: 4022

Character count: 21116

Design Hybrid Filter Technique for Mixed Noise Reduction from Synthetic Aperture Radar Imagery

Ekbal Hussein Ali¹, Ahmed Hameed Reja², Layla H. Abood³

^{1,2}Department of Electromechanical Engineering, University of Technology, Iraq

³Department of Control and System Engineering, University of Technology, Iraq

Article Info

Article history:

Received month dd, yyyy

Revised month dd, yyyy

Accepted month dd, yyyy

Keywords:

Additive noise

Impulse noise (salt and pepper)

Speckle noise

Mixed noise

Fuzzy classical filter

Nonlinear filter

ABSTRACT

For military and civilian applications, synthetic aperture radar (SAR) imaging is an essential instrument for obtaining images of the Earth's surface. Speckle noise, a form of noise that is multiplicative, generated by conflicting echoes returned from each pixel, has a significant impact on the SAR picture. On SAR pictures, a hybrid filter for mixed noise reduction is used to remove the mixed noises that are present in the data during capture and transmission. Specifically, speckle noise and salt and pepper noises from SAR images. Both are being worked on at the same time to minimize mixed noise in SAR pictures without revealing edges or other features. This study proposes a technique that combines a hybrid filter derived from a Statistics Filters with Nonlinear Functions (SFNF). When comparing to mean, median as no adaptive filters, and frost filter, a Lee filter, and fuzzy filters as adaptive filters, this hybrid filter produces good results. MATLAB was used to carry out the simulation. To illustrate the filtering technique's performance, quantitative measurements like signal to noise ratio (SNR) procedure, the mean square error (MSE) method, and edge measurement (β) mechanization are used.

6

This is an open access article under the [CC BY-SA](#) license.



Corresponding Author:

Ekbal Hussein Ali

Department of Electromechanical Engineering,

University of Technology,

Baghdad, Iraq.

Email: ekbal.h.ali@uotechnology.edu.iq

1. INTRODUCTION

Synthetic Aperture Radar Imaging (SARI) is a key of providing pictures of the world's surface for military purposes, and it has been widely applied in a variety of disciplines, including environmental study. [1], earth's water concerning [2], terrain [3] and phenomena of the ocean [4]. Speckle noise, a form of noise that is multiplicative, created by resolving unit interference echo, has a significant impact on SARI [5]. Despite SAR's capacity to produce images with high degrees of resolution, images are generally attenuated by speckle noise caused by imaging equipment, which can make data interpretation difficult. As a result, even highly skilled interpreters may find it challenging to locate important sections in the pictures [6].

As a result, eliminating speckle sounds is a crucial step. This might be accomplished by filtering homogeneous regions effectively while preserving the texture and key information of the photos as much as feasible. The advent of viable tools and approaches tailored to resolving this issue has recently sparked a surge in interest in SAR picture denoising [7,8]. Currently, it can be even collect images from the earth's many strata. Synthetic Aperture Radar Imaging (SARI) is the term for this type of imaging. It gets more difficult to obtain a clean and noise-free image as the distance between the lens and the object rises. There are several elements that degrade the image in various ways. Salt and pepper noise is one example of such deterioration, and the presence of white and black dots on the picture is due to this. As a result, this noise

must be removed in order to produce a much clearer image [9]. Among the most major image processing is picture noise reduction [10].

Many filters have recently been developed to decrease or eliminate noise from damaged pictures, however the bulk of them are designed to deal with a certain sort of noise but do not excute well performance in many unwanted signal environments. The classification of filters can be introduced into two types; linearty and nonlinearty. In case of single type of noise is exhibit, such as Gaussian noise, linearty filters like the mean and Wiener filter perform well. Edge information is preserved by nonlinearty filters for example order static and median, while eliminating external noise and speckle noise [11],[12],[13]. The methods used to reduce noise in pictures are mostly determined by the types of noise present in the image [14]. To reduce the speckle noise a nonlinear filter such as Lee, Kuan, Frost and either are used [15].

When SAR pictures are taken, speckle noise and salt and pepper noise are common. Distorted undesirable singal refers to the combination of Gaussian and non-Gaussian noise in the picture. In recent literature, various mixed noise reduction techniques have been reported. In [16] a cancellation of mixed Gaussian and Impule noise has been introduce via a hybrid filter. In [17] fuzzy filters are used to correct mixed noise in grayscale pictures. In [18] a median-rational hybrid filters are presented in ref. [11], gray and color pictures with fuzzy filters are used to reduce impulsive and Gaussian noise. For speckle and Poisson disturbances in dental X-ray pictures, median filtering outperformed Gaussian and finite impulse response (FIR) filtering in other research [19]. In [19] Medical pictures are degraded by noise during transmission and procurement in this investigation. The feature values of the SAR picture are reduced when the image contrast and resolution are reduced by noise. This paper will discuss the structure of the recommended hybrid filter method, which will primarily focus on Speckle noise and pepper and salt noise. To begin, it will be discuss the proposed hybrid filter approach, which combines the fuzzy classical filter with statistics filters and nonlinear filters. In addition, as compared to other filtering approaches, noise reduction may be used to enhance visual quality and image rearrangement.

2. Degradation Model with Mixed Noise

Noise is defined as any unwelcome data that tarnishes a photograph the major source of noise in digital pictures comes from the digital image capture process, which transforms image data into a continuous electrical signal that is subsequently sampled [20]. Noise and distortions removal are important difficulties in radar image processing, as well as any other sector where signals cannot be isolated from noise and distortion. Blended noise is a combination of neumerous distinctive shapes of unwelcome signals with the same distinctive implies and variation. Blended commition is produced by combining Gaussian noise with speckle noise at zero mean and different deviations, and a summation of both sounds have been added with salt and shot noise [21].

The following equation is a mathematical representation of combined varies nosie **images such as noise (Gaussian and impulsive (salt and pepper) and speckle noise.**

$$F(x, y) = S(x, y) * I(x, y) + V1(x, y) + V2(x, y) \quad (1)$$

Where $I(x, y)$ represents the pixel in the image's i th row and j th column, speckle noise $S(x, y)$, $W(x, y)$ is the uncorrelated process additive white noise with mean zero and variance $Q(x, y)$, $V1$:- is the additive equally measured frequency noise which has a value of 0 and a variation of Q^2 . The noise density of additive impulse noise $V2$ is D .

3.1 Categorization Non-adaptive Filters:

3.1.1 Mean Filter: It is a basic type of filter that averages the data rather than removing the speckles. In general, the least acceptable way of speckle noise reduction since it reduces resolution and detail. It can, however, be utilized for situations where resolution isn't the most important factor [22].

3.1.2 Median Filter: It removes pulse or speckle noises, and also it is a simple one. Pulse functions are less than half the width step or ramp functions are retained, but the moving kernel is muted or removed [22].

3.2 Categorization of Adaptive Filters:

3.2.1 Frost Filter: It is used to replace the interest pixle with summation weighted of each pixel inside the $n \times n$ moving kernel, with reverse proportional between weighted factors and distance of each interest pixel along with proportional relation of the weighted characteristics for the center pixel and the inside dissimilarity expansion. The following formula is used to create the propose filter, which assumes multiplicative noise and stationary noise [23].

$$\bar{R}(x, y) = \sum_{l_0=x-\frac{W_s-1}{2}}^{x+\frac{W_s-1}{2}} \sum_{k_0=y-\frac{W_s-1}{2}}^{y+\frac{W_s-1}{2}} K_1 K_2 C_1^2(x, y). \quad (2)$$

$$F(l_0, k_0) e^{-K_2 C_1^2(x, y) [|x-l_0|+|y-k_0|]}$$

Where, $F(l_0, k_0)$ represents the mask filter locality of pixel.

K_1 means a constant standard condition.

K_2 means a damping rate controlling the constant.

$C_1^2(x, y)$ means a variation coefficient.

3.2.2 Lee Filter: It employs the measurable dispensation of pixel importance inside the moving kernel in order to demonstrate interest pixels utility. The propose filter uses a Gaussian dispensation to deal with the incorrect data of the image. The Lee filter elucidates that the standard deviation pixels are the same as the local mean and fluctuation of all pixels in the user-selected (moving kernel) region. The mathematical expression used for the Lee filter is [15].

$$\bar{R}(x, y) = F(x, y) \cdot W(x, y) + \bar{F}(x, y) \cdot (1 - W(x, y)) \quad (3)$$

$\bar{R}(x, y)$ exhibits under the filtered picture, $F(x, y)$ described the observed image, $\bar{F}(x, y)$ demonstrate the local mean, $W(x, y)$ observe the weighting function for an image model, The weighting function is given for Lee filter by [15].

$$W(x, y) = 1 - \frac{C_F}{C_1^2(x, y)} \quad (4)$$

Where: C_F describes the variation coefficient of speckle noise, $C_1(x, y)$ refers to image variation coefficient.

3.2.3 Kuan Filter: It converts multi-model noise into an audio signal sample that is signal dependant. The model is next subjected to the lowest mean square error criteria. The resultant filter is almost identical to the Lee filter but has a variable threshold method [10].

$$W(x, y) = \frac{1 - \frac{C_F^2}{C_1^2(x, y)}}{1 + C_F^2} \quad (5)$$

3.2.4 Asymmetrical Triangular Fuzzy Filter with Median Center (ATMED)

The fuzzy filter of symmetrical trapezoidal is described as an asymmetrical filter of triangle filter with the center value set as the median value inside a window:

$$R[f(x+r, y+s)] = \begin{cases} 1 - \frac{f_{med}(x, y) - f(x+r, y+s)}{f_{med}(i, j) - f_{min}(i, j)} & \text{for } f(i, j) \leq f(x+r, y+s) \leq f_{med}(x, y) \\ 1 - \frac{f(x+r, y+s) - f_{med}(x, y)}{f_{max}(x, y) - f_{med}(x, y)} & \text{for } f_{med}(x, y) \leq f(x+r, y+s) \leq f_{max}(x, y) \\ 1 & \text{for } f_{med}(x, y) - f_{min}(x, y) = 0 \\ & \text{for } f_{max}(x, y) - f_{med}(x, y) = 0 \end{cases} \quad (6)$$

The above equation presents asymmetric triangle window function. The asymmetry level depends of the divergence between $f_{med}(x, y) - f_{min}(x, y)$ and $f_{max}(x, y) - f_{med}(x, y)$. $f_{min}(x, y)$, $f_{max}(x, y)$, $f_{med}(x, y)$ are respectively, slightest, the maximal, and the median gain of all the input values $f(x+r, y+s)$ for $r, s \in A$ within the window A at distinct indexes (x, y) [17].

4. Suggested Hybrid Filter

The proposed Hybrid filter uses a hybrid noise reduction technique to estimate the center pixel by performing in a square-moving window, spatial filtering is used specified as kernel, as well as estimating designated, slid function and median filter in similar time. The following equation describes the mathematic model:

$$R(x, y) = \bar{I}(x, y) + k_1 * Err_1 + k_1(I(x, y) - \bar{I}(x, y)) + k_2(I(x, y) - \bar{I}(x, y)) \quad (7)$$

$$k_1 = \tanh(a_1 x \text{Err}_1) \quad (8)$$

$$k_2 = \tanh(a_2 x \text{Err}_2) \quad (9)$$

$$\text{Err}_1 = I(x, y) - (\bar{I}(x, y) + \bar{\bar{I}}(x, y))/2 \quad (10)$$

$$\text{Err}_2 = I(x, y) - \bar{\bar{I}}(x, y) \quad (11)$$

Where

$\bar{I}(x, y)$ = the local median filter.

$I(x, y)$ = the observed image.

$\bar{\bar{I}}(x, y)$ = the local mean.

k_1, k_2 = non-linear function.

a_1, a_2 = the control factors

For this reason, non-linearity function of ($\tanh(\cdot)$), sliding mode control (MSC) method and single neuron PID controller are employed in order to evaluate the appropriate gain profit that is related to the signal inaccuracy [24, 25, 26]. The framework of k is 0 to 1, therefore if the error is large, the extraction function will be large, and if the error is little, the output will be tiny because the gain is nonlinear, this function will be modest at this range. The control factors a_1, a_2 are used to lower the output of a nonlinear function in the range of 0 to 0.5, and which is the optimal value for removing mixed noise.

5. Simulation Results

Two SAR pictures of various sizes, each quantized in 8 bits, are utilized in simulations in MATLAB to examine the implementation of this approach. The first SAR is a 256 by 256 picture of the "imageSAR1", as shown in Fig.(1-a), and the second is a 366 by 364 image of the "image SAR2", as illustrated in Fig (2-a). As illustrated in Fig.s (1-b) and (2-b), the original picture and a multiplicative noise with a uniformly distributed mean and variance (0.5) is multiplied and added salt and pepper with a variance (0.02) to the simulated images. Images in Fig.s (1-c) to (1-i) describe SAR1 image and Fig.s (2-c) to (2-i) illustrate the interpretation of the recommended hybrid filter resemble to all mean, median, the Lee and Frost, ATMED fuzzy and Kuan filters.




Figure 1. present (a) raw image, (b) noisy image with variances with speckle=0.5 and (salt and pepper) = 0.02, (c) effect of using frost filter, (d) effect of using median filter, (e) effect of using mean filter, (f) effect of using Lee filter, (g) effect of using ATMED filter, (h) effect of using Kuan filter, (i) state the Suggested hybrid filter.




Figure 2. present (a) raw image, (b) noisy image with variances with speckle=0.5 and (salt and pepper) = 0.02, (c) effect of using frost filter, (d) effect of using median filter, (e) effect of using mean filter, (f) effect of using Lee filter, (g) effect of using ATMED filter, (h) effect of using Kuan filter, (i) state the Suggested hybrid filter.

The following three parameters are specified and calculated for the purpose of objectively assess the outcome of these filters:

- To determine the overall amount of difference between two pictures, the mean square error is employed. A lower MSE implies that the disparity in the difference between the original image and the de-noised image is small. It goes like this [23].

$$MSE = \frac{1}{MN} \sum_{x=1}^M \sum_{y=1}^N (F(x, y) - \bar{R}(x, y))^2 \quad (12)$$

While $\bar{R}(x, y)$ and $F(x, y)$ employing the values of the denoised primary image.

- The signal-to-noise ratio formula is a metric static for determining how effective the speckle noise to the process of reduction. The formula is as follows:

$$SNR = 10 \log_{10} \frac{\sum F^2(x, y)}{\sum (F(x, y) - \bar{R}(x, y))^2} \quad (13)$$

- The measure edge has been thought about preservation edge. More obviously, [23] have stated the parameter β as:

$$\beta = \frac{\sum_{i=1}^M \sum_{j=1}^N (\Delta F)(x, y) - \bar{F} \bar{X} (\Delta \bar{R})(x, y) - \bar{\Delta \bar{R}}}{\sqrt{\left[\sum_{i=1}^M \sum_{j=1}^N (\Delta F(x, y) - \bar{F})^2 \right] \left[\sum_{i=1}^M \sum_{j=1}^N (\Delta \bar{R}(x, y) - \bar{\Delta \bar{R}})^2 \right]}} \quad (14)$$

where ΔF and $\Delta \bar{R}$ present the high-pass filter forms of F and \bar{R} sequentially, and $\bar{\Delta F}$ and $\bar{\Delta \bar{R}}$ replicate the mean of the high-pass filter variety of F and \bar{R} severally. the sobel operator was approximated with a 3×3 pixel standard approximation. Details about the Sobel high-pass filter applied for this objective may be found here [27].

All statistic boosted filters, including the Suggested filter, used a 3×3 kernel. The MSR, SNR, and assessment parameters were applied to the entire picture. The damping factor is set to 1 for the Frost filter, and the factors of control in the recommended filter are fixed to $a_1 = 0.02$ and $a_2 = 0.12$ to place the maximum profit up to 0.5, which is the optimal range value for estimating the optimum profit to eliminate speckle noise. Tables 1–4 abstracted simulation results of de-noise image SAR1 and image SAR2 accomplished by speckled variances of 0.5 and 0.7 and also the salt & pepper noise of variances ranged of 0.02 and 0.2, respectively and show that the proposed filter reject the speckle and salt & pepper unescorted by deleting crucial image borders or altering essential image information.

Paper's should be the fewest possible that accurately describe ... (First Author)

1
Table (1) the estimation of the filters with 3x3 windows for SARI1 with variances (speckle=0.5 and salt and pepper=0.02)

Filters	SNR(db)	β	MSR
Noisy image	16.0229	0.1679	0.0322
Aggested hybrid filter	23.2793	0.2545	0.0047
kuan filter	16.9485	0.0150	0.0254
Lee filter	16.6186	0.0325	0.0295
ATMED filter	22.5258	0.2318	0.0052
Frost filter	21.2918	0.2682	0.0074
Median filter	19.7322	0.1273	0.0106
Mean filter	20.4614	0.1065	0.0090

1
Table (3) the estimation of the filters using 3x3 windows for SARI2 with mixed noises for Variances (speckle=0.5 and salt and pepper=0.02)

Filters	SNR(db)	β	MSR
Noisy image	11.9414	0.0979	0.0640
Aggested hybrid filter	19.9923	0.2545	0.0100
kuan filter	16.9485	0.0150	0.0254
Lee filter	16.6186	0.0325	0.0295
ATMED filter	19.5258	0.1793	0.0130
Frost filter	17.4516	0.1631	0.0635
Median filter	19.0764	0.1715	0.0124
Mean filter	18.6739	0.1454	0.0136

Table (2) the estimation of the filtered types with 3x3 windows for SARI1 with mixed noises for variances (speckle=0.7 and salt and pepper=0.2)

Filters	SNR(db)	β	MSR
Noisy image	11.9414	0.0979	0.0640
Aggested hybrid filter	19.9923	0.2545	0.0100
kuan filter	16.9485	0.0150	0.0254
Lee filter	16.6186	0.0325	0.0295
ATMED filter	19.5258	0.1793	0.0130
Frost filter	17.4516	0.1631	0.0635
Median filter	19.0764	0.1715	0.0124
Mean filter	18.6739	0.1454	0.0136

Table (4) the estimation of the filters using 3x3 windows for SARI2 with variances (speckle=0.7 and salt and pepper=0.2)

Filters	SNR(db)	β	MSR
Noisy image	14.2539	0.1091	0.0376
Aggested hybrid filter	23.2793	0.1667	0.0050
kuan filter	16.5455	0.0250	0.0254
Lee filter	16.9186	0.0325	0.0295
ATMED filter	22.0303	0.1280	0.0063
Frost filter	20.1139	0.1624	0.0375
Median filter	19.7322	0.1273	0.0106
Mean filter	22.0849	0.1080	0.0060




5. Conclusion

This study proposes a hybrid filter based on **1** nonlinear function for removing mixed noise from digital pictures while maintaining edge preservation. Lower mean square error, greater signal to noise ratio, as well as a c. The proposed filter exhibit good performance on two sorts of images. According to experimental data, the proposed filter recovers the SAR image substantially superior comparing prior noise reduction filters.

REFERENCES

- [1]. Ranson, K. J., and Sun, G., 1997, An evaluation of AIRSAR and SIR-C/X-SAR images for mapping northern forest attributes in Maine, USA. Remote Sensing of Environment, 59, 203–222. [https://doi.org/10.1016/S0034-4257\(96\)00154-X](https://doi.org/10.1016/S0034-4257(96)00154-X)
- [2]. Pope, K. O., Rejmankova, E., Paris, J. F., and Woodruff, R., 1997, Monitoring seasonal flooding cycles in marshes of the Yucatan Peninsula with SIR-C Polarimetric Radar Imagery. Remote Sensing of Environment, 59, 157–166.
- [3]. McHone, J. F., Blumberg, D. G., Greeley, R., and Underwood, J. R., 1995, Space shuttle radar images of terrestrial impact structures SIR-C/X-SAR. Meteoritics, 30, 543.
- [4]. Nilsson, C. S., and Tildesley, P. C., 1995, Imaging of oceanic features by ERS-1 synthetic aperture radar, <https://doi.org/10.1029/94JC02556>.
- [5] H. Zhou, L. Chen, B. Fu and H. Shi, "SAR image denoising method based on sparse representation", The Journal of Engineering, vol. 2019, no. 20, pp. 7153-7156, 2019, <https://doi.org/10.1049/joe.2019.0328>.
- [6] M. Mohan Babu, Subramanyam, G. Prasad, "A New Approach for SAR Image Denoising," International Journal of Electrical and Computer Engineering, vol. 5, no. 5, pp. 984-991, October 2015.
- [7] C. Yun-gang, Y. Li-Juan, Z. Ze-zhon, "A new SAR image filter method based on edge detection," Science of Surveying and Mapping, 35(3):165-166, 2010, <http://doi.org/10.11591/ijece.v5i5.pp984-991>.
- [8] Y. Xue-yin, J. Li-cheng, "A new Method to Improve the Performance of SAR Image Segmentation," Journal of Electronics & Information Technology, 33(7):1700-1705, 2011, <http://doi.org/10.3724/SP.J.1146.2010.01190>.
- [9] S.Ranjitha, S G Hiremath "High Density Impulse Noise Removal and Edge Detection in SAR Images based on Frequency and Spatial Domain Filtering "International Journal of Engineering and Advanced Technology (IJEAT) ISSN: 2249 – 8958, Volume-8 Issue-3, February 2019, <http://doi.org/10.3724/SP.J.1146.2010.01190>.
- [10] Tolt, G., "Image noise reduction based on fuzzy similarity", Proc. of promote IT, 2002.
- [11] J. W. Tukey, Exploratory data analysis reading, Addison Wesley, Reading, MA, 1977.
- [12] N. C. Gallagher and G. L. Wise, "A theoretical analysis of the properties of median filters," IEEE Transactions on Acoustics, Speech, and Signal Processing, vol.29, pp. 1136- 1141, December 1981, <http://doi.org/10.1109/TASSP.1981.1163708>.
- [13] P. D. Wendt, E. J. Coyle and N. C. Gallagher Jr, "Stack filters," IEEE Transactions on Acoustics, Speech, and Signal Processing, vol. 34, pp. 898-911, August 1986, <http://doi.org/10.1109/TASSP.1986.1164871>.
- [14] Rui U; Yu-Jin Zhang(A Hybrid Filter for the Cancellation of Mixed Gaussian Noise and Impulse Noise*),2003, <http://doi.org/10.1109/ICICS.2003.1292504>.
- [15] Mansourpour M., Rajabi M.A., Blais J.A.R., Effects and performance of speckle noise reduction filters on active radar and SAR images, Dept. of Geomatics Eng., University of Calgary, Calgary, Alberta, T2N 1N4, Canada.

- [16] Lazhar Khrijji and Moncef Gabbouj: "Median-Rational Hybrid Filters "; Tampere International Center for Signal Processing (TICSP), Tampere University of Technology, Finland, 0-8186-8821-1/98 Copyright 1998 IEEE, <http://doi.org/10.1109/ICIP.1998.723691>.
- [17] H. K. Kwan, "Fuzzy filters for noise reduction in images", in Fuzzy Filters for Image Processing, pp. 25–53, Springer, 2003, : http://doi.org/10.1007/978-3-540-36420-7_2.
- [18] Pitas I. and Venetsanopoulos A. N., Nonlinear Digital Filters, Kluwer Academic Publishers, Boston, 1990.
- [19] Mitra S. K. and Sicuranza G., Editors, Nonlinear Image Processing, Academic Press, 2000.
- [20] Kerre E. E. and Nachtegaal M., Editors, Fuzzy Techniques In Image Processing, Series on Studies in Fuzziness and Soft Computing, Vol. 52, Springer-Verlag, 2000.
- [21] Sandeep K. A. and Prateek K. "Denoising of A Mixed Noise Color Image Through Special Filter" International Journal of Signal Processing, Image Processing and Pattern Recognition Vol.9, No.1 .2016, <http://doi.org/10.14257/IJSP.2016.9.1.15>.
- [22]. S.Sudha,G.R.Suresh,R.Sukanesh, 2009,Comparative Study on Speckle Noise Suppression Techniques for Ultrasound Images,International Journal of Engineering and Technology Vol.1, No.1, April, 2009: <http://doi.org/10.7763/IJET.2009.V1.10>.
- [23]. A.V. Meenakshi & V. Punitham", Performance of Speckle Noise Reduction Filters on Active Radar and SAR Images", Proceedings of the International Joint Journal Conference on Engineering and Technology,2011
- [24].T. Chatchanayuenyong, M. Pamichkun, "Neural network based-time optimal sliding mode control for an autonomous underwater" robot,Mechatronics 16 , 471–478,2006, <http://doi.org/10.1016/j.mechatronics.2006.02.003>.
- [25]. Layla H.Abood, Ekhlās H. Karam and Abbas Hussain Issa. "Implementation of Self Tune Single Neuron PID Controller for Depth of Anesthesia by FPGA.", In International Conference on New Trends in Information and Communications Technology Applications, pp. 159-170. Springer, Cham, 2018, http://doi.org/10.1007/978-3-030-01653-1_10.
- [26]. Abood. L. H., et al., " FPGA Implementation of Single Neuron PID Controller for Depth of Anesthesia Based on PSO" In the proceeding of Third Scientific Conference of Electrical Engineering (SCEE), IEEE, 2018, pp. 247-252, <http://doi.org/10.1109/SCEE.2018.8684186>.
- [27]. O. R. Vincent & O. Folorunso, A Descriptive Algorithm for Sobel Image Edge Detectio, Proceedings of Informing Science & IT Education Conference InSITE, 2009, <http://doi.org/10.28945/3351>.

	Ekbāl Hussein Ali received BSc, M.Sc and PhD. degrees in Electrical Engineering from Electromechanical Engineering Department (previously named Technological Education Dept.) in 1995, 2001, and 2006, respectively, University of Technology-Baghdad, Iraq. She is currently an Academic staff member in the Department of Electromechanical Engineering Department, University of Technology, Baghdad, Iraq. Her research interests are Navigation Systems, Communication, Artificial Intelligent, Control Systems, System Modeling, Image processing.
	Ahmed H. Reja received his BSc. in Electrical and Electronics Engineering Dept. in University of technology (UOT), Iraq in 1995, and M.Sc. in Electrical and Electronics Engineering from UOT, Iraq in 2002. He is an academic staff in Electromechanical Engineering Dept. at UOT, Iraq. He received a PhD. degree 2016 in Dept. of Electronics and Communication Engineering – J.M.I. University, New Delhi-India. He has authored several papers in International/national Journals, proceedings and book chapters. His research interests in Electrical and Electronics Eng., Communication, Radar and Microwave Engineering.
	Layla H. Abood received her B.Eng. and M.Sc. and PHD degrees in Electronic and Communication Engineering from the University of Technology- Baghdad. She is currently an Academic staff member in the Department of Control and System Engineering, University of Technology, Baghdad, Iraq. Her research interests are Artificial Intelligent, Control Systems, System Modeling, Optimization Techniques, IoT, Image processing, Robotics, Microcontrollers, FPGA and Embedded systems.

Design Hybrid Filter Technique for Mixed Noise Reduction from Synthetic Aperture Radar Imagery

ORIGINALITY REPORT

13%
SIMILARITY INDEX

10%
INTERNET SOURCES

7%
PUBLICATIONS

5%
STUDENT PAPERS

PRIMARY SOURCES

1 www.uotechnology.edu.iq 4%
Internet Source

2 Submitted to School of Business and Management ITB 3%
Student Paper

3 ijeecs.iaescore.com 2%
Internet Source

4 Shan Gai, Boyu Zhang, Cihui Yang, Lei Yu. "Speckle noise reduction in medical ultrasound image using monogenic wavelet and Laplace mixture distribution", Digital Signal Processing, 2018 1%
Publication

5 H.K. Kwan. "Fuzzy filters for noisy image filtering", Proceedings of the 2003 International Symposium on Circuits and Systems, 2003. ISCAS '03., 2003 1%
Publication

6 ijece.iaescore.com 1%
Internet Source

7	Lecture Notes in Computer Science, 2012. Publication	1 %
8	wineyard.in Internet Source	1 %
9	Esmaille, Maher F., Mohammad H. Marhaban, Rozi Mahmud, and M. I. Saripan. "Cross-sectional area calculation for arbitrary shape in the image using star algorithm with Green's theorem", IEEJ Transactions on Electrical and Electronic Engineering, 2013. Publication	1 %
10	Kazi Javed Akram, Tarikul Islam, Akil Ahmed. "A Simple Method on Transformer Principle for Early Age Hydration Monitoring and Setting Time Determination of Concrete Materials", IEEE Sensors Journal, 2018 Publication	1 %

Exclude quotes Off
Exclude bibliography On

Exclude matches < 1%